




180 Watt SP-180MLB

210mm 36Cells PV Module



Electrical Characteristics

Module Type	SP-180MLB
	STC
Maximum Power- Pmax(W)	180
Open Circuit Voltage - Voc(V)	25.92
Short- Circuit Current - Isc(A)	8.83
Voltage at Pmax -Vmp(V)	21.60
Current at Pmax - Imp(A)	8.34
Module Efficiency -ηm(%)	20.35
Power Tolerance(W)	0~+4.99W
Maximum System Voltage(V)	1000VDC (IEC)
Maximum Series Fuse Rating (A)	10A

STC :Irradiance 1000W/m²Cell Temperature 25°CAM 1.5

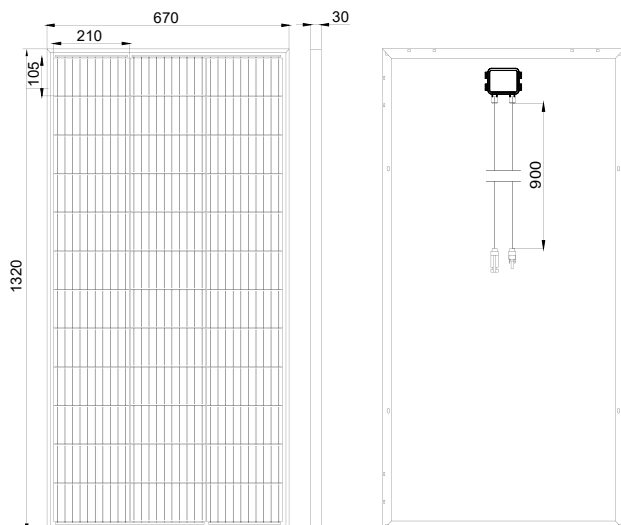
Mechanical Specifications

External Dimensions	1320*670*30mm
Weight	9.0kg±0.3kg
Solar Cells	Mono crystalline 210X105mm (3X12pcs)
Front Glass	3.2 mm tempered glass
Frame	Aluminum (Black Frame)
Junction Box	IP67
Output Cables	90cm, length can be customized
Connector	MC4 Compatible
Mechanical Load	Front Side Max. 5400Pa, Rear Side Max. 2400Pa

Temperature Characteristics

Pmax Temperature Coefficient	-0.350%/C
Voc Temperature Coefficient	-0.370%/C
Isc Temperature Coefficient	+0.045%/C
Operating Temperature	-40~+85 C
Nominal Operating Cell Temperature(NOCT)	48±2 C

Engineering Diagrams (mm)

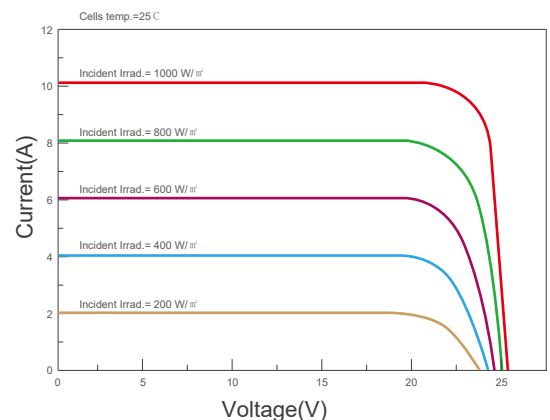


Specs are subject to change without further notification

Packing Configuration

Module Type	SP-180MLB
Module Dimensions	1320*670*30mm
Pallet Dimensions	1360*1100*840mm
Pallet Weight	292kg
Pieces/Pallet	31pcs

Characteristic Curve



EP ELECTRO PARTS
AUSTRALIA PTY LTD

51 Southlink St, Parkinson, 4115, QLD
P: 1300 10 60 10 | W: www.electroparts.com.au